



CATALOGUE


PANA
ROOF




WHO ARE WE?



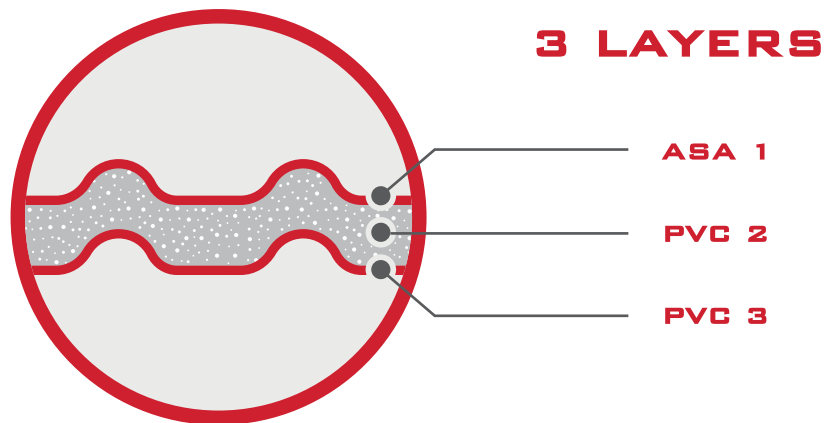
PANA ROOF® ROOFING IS PART OF A NEW GENERATION OF ROOF AND WALL SYSTEMS THAT INTEGRATE THE LATEST TECHNOLOGIES IN MATERIALS ENGINEERING. ITS MAIN COMPONENT SYNTHETIC RESIN ASA (ACRYLONITRILE, STYRENE AND ACRYLATE) GIVES OUTSTANDING RESISTANCE AND EXCEPTIONAL DURABILITY TO WITHSTAND SEVERE WEATHER CONDITIONS BECOMING THE BEST OPTION FOR BUILDINGS ENCLOSURE SUCH AS: RESIDENCIES, SHOPPING CENTERS, STOREHOUSES, WAREHOUSES, GOVERNMENT AND INSTITUTIONAL BUILDINGS, RECREATIONAL AND SPORT COURTS AS WELL AS EVERYTHING RELATED WITH REMODELLING OF COATINGS REPLACEMENT.

ADDITIONALLY, ITS FASHIONABLE COATING MAKES **PANA ROOF®** SHEETS A MUST-HAVE COMPONENT IN EVERY PROJECT WHERE ESTHETIC AND FUNCTIONALITY MAKE THE DIFFERENCE.



ASA SMART RESIN CHEMICAL FORMULATION ENABLES COLORS TO KEEP THEIR BRILLIANCE AND AVOID CRYSTALLIZATION, WITHSTANDING WEATHER CONDITIONS, AND AGING OF SHEETS.


ASA (ACRYLIC, NITRILE-VINYL CHLORIDE) IS A TYPE OF POLYMER WITHIN ENGINEERING AND HOLDS AN EXCEPTIONAL RESISTANCE TO WITHSTAND SEVERE WEATHER CONDITIONS; WHILE PVC (POLYVINYL CHLORIDE) IS A PERFECT CHEMICAL COMBINATION FOR UNIQUE DURABILITY.



PVC MIDDLE LAYERS ARE OF EXCELLENT RESISTANCE TO CORROSION AND HUMIDITY. ALSO, ADD HIGH-QUALITY ANTI FUNGICIDES AND ALLOWS PRODUCTS TO BE 100% RECYCLABLE.

ASA OUTER LAYER IS ALSO OF EXCELLENT RESISTANCE TO CHEMICAL CORROSION WHICH PROVIDES COLOR QUALITY AND DURABILITY TO PRODUCTS OVER TIME.

BENEFITS



LONG LIFE.



DO NOT RUST.



**FIRE RESISTANT
PROPERTIES.**



LIGHT WEIGHT.



**THERMO-ACOUSTIC
ISOLATION.**



EASY INSTALLATION.

SPANISH ROOF SHEETS



LIGHTWEIGHT 6 KG/M², ACOUSTIC AND THERMAL INSULATION 40%, 100 KG LOADING CAPACITY WITH DOLLYS AT 60 • 90 CMS AWAY FROM EACH OTHER, PROVEN WITH FIRE, WATER, HUMIDITY AND CORROSION. CERTIFIED BY ISO9001 AND ISO14001.

- **WIDTH:** 1040 MM.
- **LENGTH:** 2,409 M. (8')
3,066 M. (10')
5,694 M. (18.68')
- **THICKNESS:** 3.0 MM.

AVAILABLE COLOURS



GREY BLUE

INDIGO BLUE

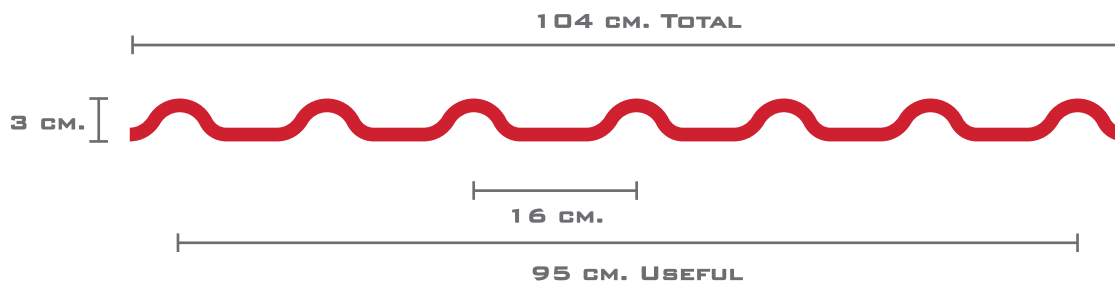
TERRACOTTA

GREEN

LIGHT GREY

BROWN

DRAWING




CORRUGATED ROOF SHEETS



LIGHTWEIGHT 6 KG/M², ACOUSTIC AND THERMAL INSULATION 40%, 100 KG LOADING CAPACITY WITH DOLLYS AT 60 • 90 CMS AWAY FROM EACH OTHER, PROVEN WITH FIRE, WATER, HUMIDITY AND CORROSION. CERTIFIED BY ISO9001 AND ISO14001.

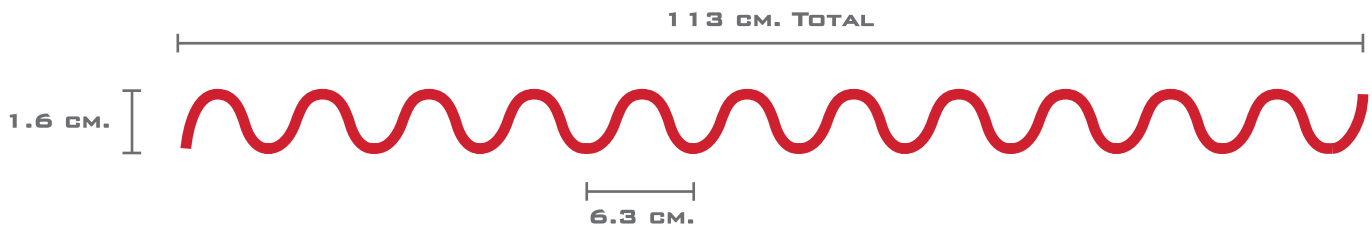
- **WIDTH:** 1130 MM.
- **LENGTH:** 5.80 M. (19')
- **THICKNESS:** 3.0 MM.

AVAILABLE COLOURS




WHITE

DRAWING



TRAPEZOIDAL ROOF SHEETS



LIGHTWEIGHT 6 KG/M², ACOUSTIC AND THERMAL INSULATION 40%, 100 KG LOADING CAPACITY WITH DOLLYS AT 60 • 90 CMS AWAY FROM EACH OTHER, PROVEN WITH FIRE, WATER, HUMIDITY AND CORROSION. CERTIFIED BY ISO9001 AND ISO14001.

- **WIDTH:** 1130 MM. • 1035 MM.
- **LENGTH:** 5.80 M.
- **THICKNESS:** 3.0 MM.

AVAILABLE COLOURS

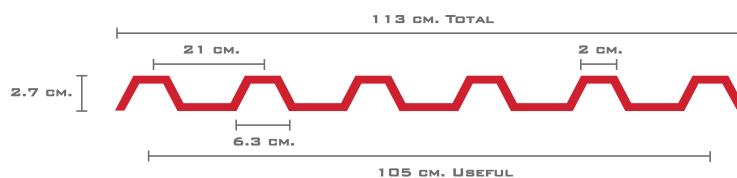
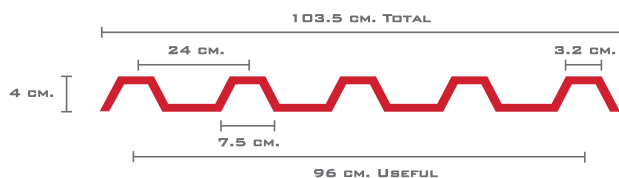


WHITE



LIGHT GREY

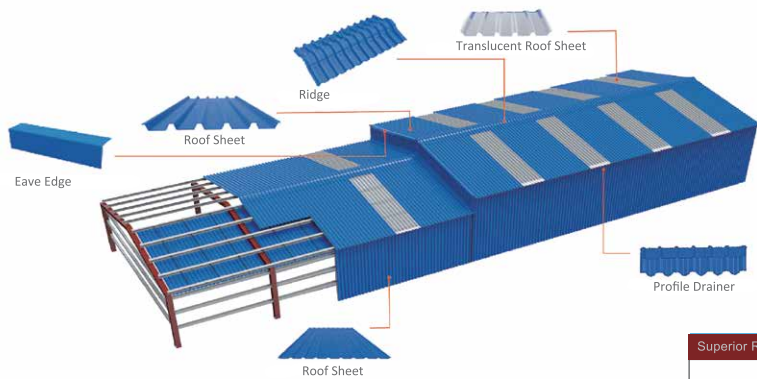
DRAWING



INSTALLATION DRAWING



1 Roof Sheet	2 Ridge	3 Inclined Ridge	4 Superior Ridge End Cap
5 3 Waters Union	6 4 Waters Union	7 Ridge Ending Cap	8 T-shape
9 Profile Drainer	10 Lateral Flashing	11 Eave Edge	12 Vertical Flashing



Superior Ridge	Length x Width x High (mm)	Ridge	Length x Width x High (mm)
	1000x300		1000x300
Eave Edge	Length x Width x High (mm)	90 degree deflector	Length x Width x High (mm)
	1000x300		
Flashing Lateral	Length x Width x High (mm)	Climate board Type 160	Length x Width x High (mm)
			2000x160x140
90 degree eave board type 120	Length x Width x High (mm)	Vertical Flashing	Length x Width x High (mm)
	2000x120x120		1130x200x180

WE MAKE SHIPPING



**• TO THE ENTIRE
COUNTRY.**





SAVE ON
MAINTENANCE

PROJECTS AND CLIENTS



OUR CLIENTS





PANA★ROOF

PANA ROOF® RESERVES THE RIGHT TO MODIFY THIS DOCUMENT AT ANY MOMENT WITHOUT PREVIOUS NOTICE, FOR THE SAKE OF DEVELOPING AND CONTINUOUSLY IMPROVING ITS PRODUCTS.

FREE COUNSELING: (507) 393 8844 / 393 8845



WWW.PANAROOF.COM